

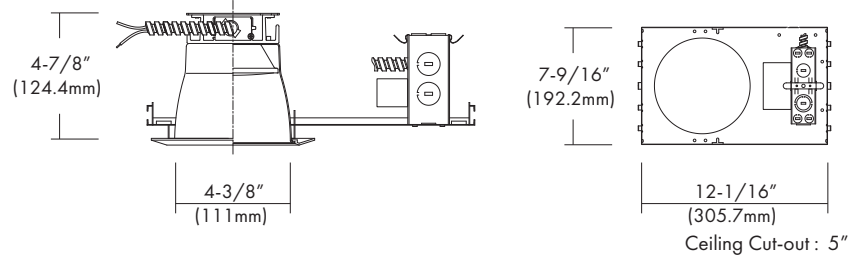
M410/MCLR4

120V-277VAC LED 4", Non-IC, Commercial Flat Frame-in Kit
Down Light with interchangeable Reflector Trims



Catalog		Type
Project		Date
Prepared		

4" LED Commercial Flat Frame-in Kit



DESCRIPTION

The M410/MCLR4 is a 4" LED, Non-IC Commercial Flat Frame-in kit and is available with multiple Trim styles. Designed for use in non-insulated ceilings, Insulation material must be kept a minimum of 3" from fixture. Available with a 14W or 23W, high efficacy LED engine and universal, dimmable drivers. The special optical diffuser produces high lumen transmission and even illumination. Suitable for Wet Locations.

DESIGN FEATURES

Mounting Frame

- Galvanized steel construction.
- Housing adjusts for ceilings up to 1-1/4" thick.

LED Module & Trim

- Painted, extruded aluminum heat sink designed to facilitate efficient heat dissipation for superior thermal management and reliability.
- LED engine includes LED, heat sink and lens assembly.
- Heavy gauge aluminum reflector anodized in clear haze or white paint finishes. Multiple trim styles and finishes are available.

LED Driver

- Universal, 120~277V input, high efficacy drivers with dimming capability by a Triac 120V low voltage electronic dimmer switches or 0-10V, Triac & ELV dimmer switches.
- Drivers feature power factor >.90, THD <20% with integral thermal protection to sense over temperature or electrical issues.
- Driver mounts externally to the module to allow future replacement or upgrading if desired.

Junction Box

- Listed for through branch circuit wiring. (Max.8 No 12 AWG 90 C branch circuit conductors: 4 in, 4 out)
- (5) 1/2" knockouts with pry-out slots and (4) knockouts with Romex cable clamps.
- Ground wire provided on J-box.

Bar Hangers

- 24" Bar Hangers provide stability and support on joists and T-Bar Grid ceilings.
- Housing can be positioned at any point within 24" joist spacing.
- Score lines allow easy "bend & snap-off" shortening for 12" joist spacing.

Options

- Emergency battery back-up : Available in mounted to fixture or remote, adjacent to luminaire (consult with factory for space requirements).

Limited Warranty

- LED Module: 5 years/50K hours
- Product/Driver: 3 years

Listing

- cETLus Wet Location
- ENERGY STAR
- California Title 24

SPECIFICATION	
Input Voltage	120-277VAC
Wattage (+/-5%)	14W 23W
Lumen (+/-5%)	950lm 1,740lm
Efficacy (LPW)	67.9lm/W 75.6lm/W
Beam Angle	67.7° 69.3°
CRI (Typical)	80, 90
CCT (Color +/-5%)	2700K, 3000K, 3500K, 4000K
Dimming	Triac (Standard), 0-10V
LED Module	5 yr/50K hr
Environment	Wet Location

Triac Approved Dimmers
* Lutron : NovaT (Ntely 300&600) Diva (Dvelv-300P&303P)
* Leviton: Acenti: Ate06-1Lw * Leviton Trimatron #705W(incandescent)
0-10V Approved Dimmers
* Lutron : Nova® 0-10V : NTFTV Diva® 0-10V : DVTV
* Leviton: Decora 0-10V : IP710DL
Consult tech. service or factory for additional dimmers

* Provided: Easy-quick connector case (patent pending)

M410/MCLR4

120V-277VAC LED 4", Non-IC, Commercial Flat Frame-in Kit
Down Light with interchangeable Reflector Trims

Catalog		Type
Project		Date
Prepared		

TRIM

* Wide beam reflector is standard. Also available narrow beam in reflector(consult with factory).

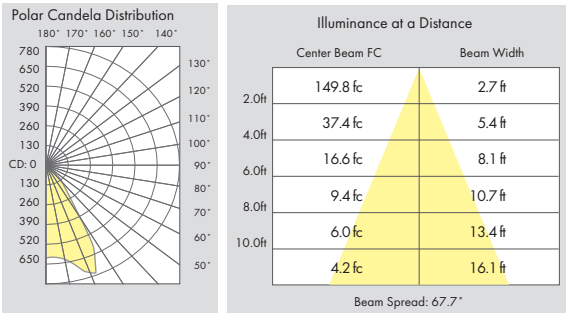


MCLR4-HC Specular Open Reflector	MCLR4-B Baffle w / Reflector	MCLR 4-BL Baffle w / Regressed Lens	MCLR4-CL Reflector w / Regressed Lens	MCLR4-HCW Wall Wash w / Reflector Plate	MCLR4-DL Reflector w / Frosted Floating Lens
--	--	---	---	---	--

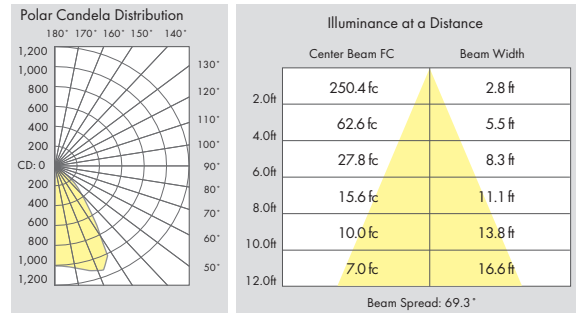
*All trims are rated for damp location and regressed lens trims are wet location listed.

PHOTOMETRIC REPORT

* Contact Factory for IES File



[MCLR4W-14-830-HC-WH]



[MCLR4W-23-830-HC-WH]

Ordering Information

Model	-Watts	-CRI	Color Temp.*	Driver*	Trim	-Reflector Finish **	Baffle Finish for LEDT-R414 & R44	Optional Metal Trim Ring Finish
M410 = 4", Non-IC, Commercial Flat Frame-in Down Light Kit	-14= 14W -23= 23W	-8= 80 -9= 90	27= 2700K 30= 3000K 35= 3500K 40= 4000K	T = 120-277VAC, Triac: 10-100% Dimming Z = 120-277V, 0-10V, Triac & ELV: 1-100% Dimming *- Option -EM= Emergency battery backup	MCLR4 MCLR4-B MCLR4-BL MCLR4-CL MCLR4-HCW MCLR4-DL	-HC= Haze Clear -WH= White Painted	-WH= White -BK= Black	-WH= White Plastic Trim Ring (Standard) -WM= White Metal Ring -SN= Satin Nickel -CH= Chrome -SF= Polished Self-Flange

Example : M410-14-830-Z

MCLR4-HC-WH

** Consult factory for other Color Temperatures and Finishes